



QSS

(QUALITY STAINLESS STEEL)



Introduction:

Since 2010, QSS has gained the trust of clients from construction industry, which includes construction and building companies involved in residential and commercial property development. With a background of mechanical/design engineering, QSS provides services in design, drafting and wholesale supplies of a wide range of stainless steel parts.

We supply all range of stainless steel parts for glass balustrades handrails: from standard handrail brackets to custom designed featured parts.

Our small but productive factory is equipped with all necessary machines to be able to provide you high quality products.

Our facilities allow us to do:

- 3D modeling and drafting
- welding
- machining
- casting
- polishing
- electro wire cutting
- laser cutting
- quality control laboratory equipped with chemical analysis and tensile strength stands


email: shirin.vladimir@gmail.com

Phone: 04 0683 6368

QSS

PRODUCT CATALOGUE

Flush Joiners	-----	02-06
Brackets & Supports	-----	07-22
Flanges & Flange Covers	-----	23-27
End Caps	-----	28-33
Bar Holders	-----	34-37
Anchorage Elements	-----	38-41
Glass Clamps & Holders	-----	42-44
Square Tube Fittings	-----	45-48
Spigots	-----	49-51



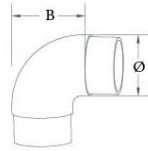


Flush Joiners

QSS- Flush Joiners
SS304/SS316/SS316L are all available

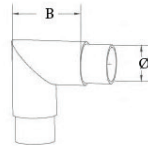
90 DEGREE ELBOW, CURVED

STOCK NO.	B	Ø
DS 201337	55 mm	33.7 mm
DS 201424	65 mm	42.4 mm
DS 201483	73 mm	48.3 mm
DS 201508	78 mm	50.8 mm
DS 201603	85 mm	60.3 mm



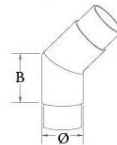
90 DEGREE ELBOW, SHARP

STOCK NO.	B	Ø
DS 202337	55 mm	33.7 mm
DS 202424	65 mm	42.4 mm
DS 202483	67 mm	48.3 mm
DS 202508	78 mm	50.8 mm




135 DEGREE FLUSH JOINER

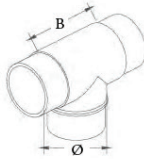
STOCK NO.	B	Ø
DS 210337	25 mm	33.7 mm
DS 210424	38 mm	42.4 mm
DS 2104241	50 mm	42.4 mm
DS 210483	55 mm	48.3 mm
DS 210508	50 mm	50.8 mm



INSTALATION REFERENCE

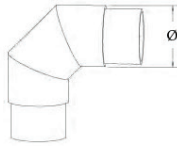


THREE WAY, FLUSH TEE



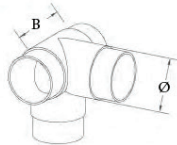
STOCK NO.	B	Ø
DS 204337	76 mm	33.7 mm
DS 204424	87 mm	42.4 mm
DS 204483	88 mm	48.3 mm
DS 204508	67 mm	50.8 mm

FLUSH CONNECTOR



STOCK NO.	Ø
DS 208337	33.7 mm
DS 208424	42.4 mm
DS 208483	48.3 mm
DS 208508	50.8 mm

FOUR WAY, FLUSH TEE



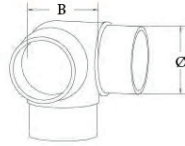
STOCK NO.	B	Ø
DS 205337	76 mm	33.7 mm
DS 205424	89 mm	42.4 mm
DS 205483	90 mm	48.3 mm
DS 205508	67 mm	50.8 mm

INSTALLATION REFERENCE




THREE WAY CORNER

STOCK NO.	B	Ø
DS 206337	55 mm	33.7 mm
DS 206424	51mm	42.4 mm
DS 206483	74 mm	48.3 mm
DS 206508	60mm	50.8 mm



FOUR-WAY CROSS

STOCK NO.	B	Ø
DS 207337	75 mm	33.7 mm
DS 207381	60 mm	48.1 mm
DS 207424	87 mm	42.4 mm
DS 207483	91 mm	48.3 mm




STRAIGHT CONNECTOR

STOCK NO.	B
DS 212337	33.7 mm
DS 212424	42.4 mm
DS 212483	48.3 mm
DS 212508	50.8 mm



INSTALLATION REFERENCE

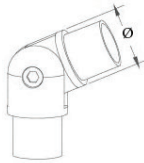


ARTICULATED ELBOW



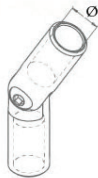
STOCK NO.	B
DS 209337	33.7 mm
DS 209424	42.4 mm
DS 209483	48.3 mm
DS 209508	50.8 mm

PIVOTABLE CONNECTOR




STOCK NO.	B
DS 211337	33.7 mm
DS 211424	42.4 mm
DS 211483	48.3 mm
DS 211508	50.8 mm

FOUR WAY FLUSH TEE




STOCK NO.	B
DS 21312	12 mm
DS 21314	14 mm
DS 21316	16 mm

INSTALLATION REFERENCE

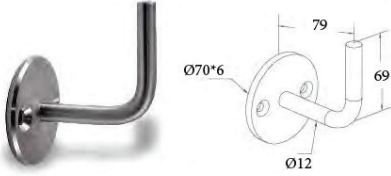


QSS- Brackets and Supports
SS304/SS316/SS316L are all available

Brackets & Support

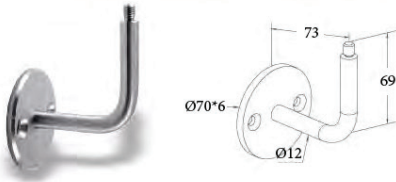


TWO-PIECE COMPLETE WITH FLANGE AND ELBOW WITHOUT THREAD



STOCK NO.	DESCRIPTION
DS 5022	WITHOUT THREAD

TWO - PIECE COMPLETE WITH FLANGE AND ELBOW WITH THREAD



STOCK NO.	DESCRIPTION
DS 50220	WITH THREAD

THREE - PIECE WALL-TUBE



STOCK NO.	FOR TUBE
DS 502100	FLAT
DS 5021337	33.7 mm
DS 5021424	42.4 mm
DS 5021483	48.3 mm
DS 5021508	50.8 mm

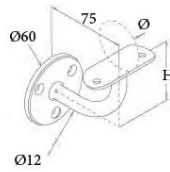
THREE - PIECE ADJUSTABLE WALL-TUBE



STOCK NO.	FOR TUBE
DS 5021000	FLAT
DS 50210337	33.7 mm
DS 50210424	42.4 mm
DS 50210483	48.3 mm
DS 50210508	50.8 mm

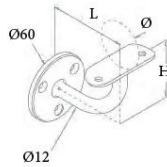
ONE - PIECE WALL-TUBE

STOCK NO.	FOR TUBE
DS 501424	42.4 mm
DS 501508	50.8 mm



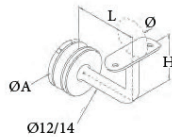
ONE - PIECE WALL-TUBE

STOCK NO.	FOR TUBE
DS 502424	42.4 mm
DS 502508	50.8 mm



GLASS TUBE

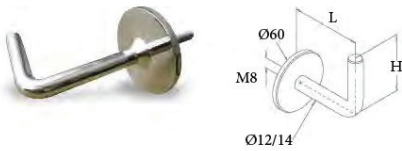
STOCK NO.	GLASS THICKNESS	
DS 507337	33.7 mm	10-12 mm/12-15 mm
DS 507424	42.4 mm	10-12 mm/12-15 mm
DS 507483	48.3 mm	10-12 mm/12-15 mm
DS 507508	50.8 mm	10-12 mm/12-15 mm



INSTALLATION REFERENCE



ONE –PIECE WALL BRACKET



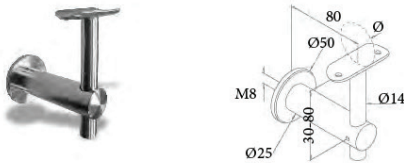
STOCK NO.	DESCRIPTION
DS 504	FLANGE WITHOUT HOLES

THREE – PIECE WALL BRACKET



STOCK NO.	FOR TUBE
DS 5043508	50.8 mm

WALL-TUBE



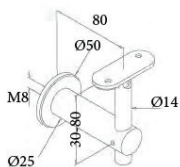
STOCK NO.	FOR TUBE
DS 506424	42.4 mm
DS 506483	48.3 mm
DS 506508	50.8 mm

INSTALLATION REFERENCE



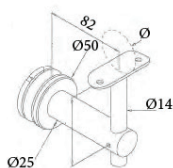
WALL-TUBE ADJUSTABLE

STOCK NO.	FOR TUBE
DS 5060424	42.4 mm
DS 5060483	48.3 mm
DS 5060508	50.8 mm



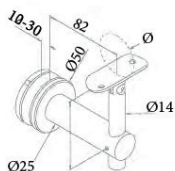
GLASS-TUBE

STOCK NO.	FOR TUBE	GLASS THICKNESS
DS 508424	42.4 mm	10-30
DS 508483	48.3 mm	10-30
DS 508508	50.8 mm	10-30



GLASS TUBE ADJUSTABLE

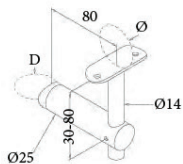
STOCK NO.	FOR TUBE	GLASS THICKNESS
DS 5080424	42.4 mm	10-30
DS 5080483	48.3 mm	10-30
DS 5080508	50.8 mm	10-30



INSTALLATION REFERNCE

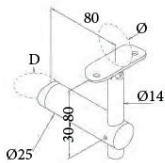


TUBE-TUBE



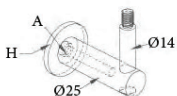
STOCK NO.	FOR HANDRAIL	FOR POST
DS 505024242	42.4 mm	42.4 mm
DS 505024248	42.4 mm	48.3 mm
DS 505024832	48.3 mm	42.4 mm
DS 505024838	48.3 mm	48.3 mm
DS 505025080	50.8 mm	50.8 mm

TUBE-TUBE ADJUSTABLE



STOCK NO.	FOR HANDRAIL	FOR POST
DS 505014242	42.4 mm	42.4 mm
DS 505014248	42.4 mm	48.3 mm
DS 505014832	48.3 mm	42.4 mm
DS 505014838	48.3 mm	48.3 mm
DS 505015080	50.8 mm	50.8 mm

WALL-TUBE



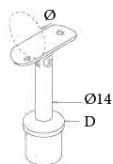
STOCK NO.	DESCRIPTION
DS 5061	WITH THREAD

INSTALLATION REFERENCE



ONE - PIECE SUPPORT ADJUSTABLE

STOCK NO.	FOR HANDRAIL	FOR POST	H
DS 7041337	33.7 mm	33.7 mm	79 mm
DS 7041424	42.4 mm	42.4 mm	79 mm
DS 7041483	48.3 mm	48.3 mm	79 mm
DS 7041508	50.8 mm	50.8 mm	79 mm



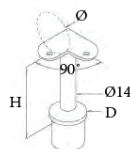
ONE – PIECE SUPPORT

STOCK NO.	FOR HANDRAIL	FOR POST	H
DS 7011337	33.7 mm	33.7 mm	79 mm
DS 7011424	42.4 mm	42.4 mm	79 mm
DS 7011483	48.3 mm	48.3 mm	79 mm
DS 7011508	50.8 mm	50.8 mm	79 mm

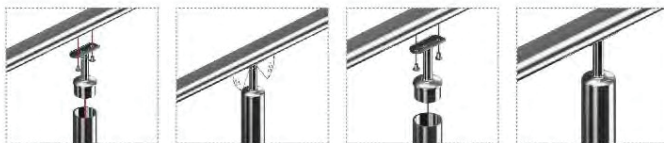


90 DEGREE ONE – PIECE

STOCK NO.	FOR HANDRAIL	FOR POST	H
DS 703337	33.7 mm	33.7 mm	79 mm
DS 703424	42.4 mm	42.4 mm	79 mm
DS 703483	48.3 mm	48.3 mm	79 mm
DS 703508	50.8 mm	50.8 mm	79 mm



INSTALLATION REFERENCE



135 DEGREE ONE – PIECE



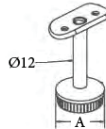
STOCK NO.	FOR HANDRAIL	FOR POST	H
DS 702337	33.7 mm	33.7 mm	79 mm
DS 702424	42.4 mm	42.4 mm	79 mm
DS 702483	48.3 mm	48.3 mm	79 mm
DS 702508	50.8 mm	50.8 mm	79 mm

THREE – PIECE ADJUSTABLE



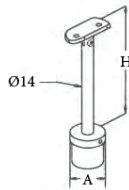
STOCK NO.	FOR HANDRAIL	FOR POST	H
DS 70913373	33.7 mm	33.7 mm	75 mm
DS 70914242	42.4 mm	42.4 mm	75 mm
DS 70914248	42.4 mm	42.4 mm	75 mm
DS 70914832	48.3 mm	48.3 mm	75 mm
DS 70914838	48.3 mm	48.3 mm	75 mm
DS 70915080	50.8 mm	50.8 mm	75 mm

THREE-PIECE SUPPORT



STOCK NO.	FOR HANDRAIL	FOR POST	H
DS 70813373	33.7 mm	33.7 mm	75 mm
DS 70814242	42.4 mm	42.4 mm	75 mm
DS 70814248	42.4 mm	42.4 mm	75 mm
DS 70814832	48.3 mm	48.3 mm	75 mm
DS 70814838	48.3 mm	48.3 mm	75 mm
DS 70815080	50.8 mm	50.8 mm	75 mm

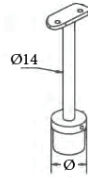
THREE - PIECE ADJUSTABLE



STOCK NO.	FOR HANDRAIL	FOR POST	H
DS 71014242	42.4 mm	42.4 mm	adjustable
DS 71014832	48.3mm	42.4 mm	adjustable

THREE – PIECE SUPPORT

STOCK NO.	FOR HANDRAIL	FOR POST	H
DS 71004242	42.4 mm	42.4 mm	adjustable
DS 71004832	48.3mm	42.4 mm	adjustable



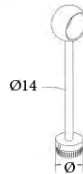
ONE-PIECE SUPPORT

STOCK NO.	FOR HANDRAIL	FOR POST
DS 71104242	42.4 mm	42.4 mm
DS 71104832	48.3mm	42.4 mm



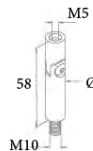
THREE – PIECE SUPPORT

STOCK NO.	FOR HANDRAIL	FOR POST
DS 7134242	42.4 mm	42.4 mm
DS 7134832	48.3mm	42.4 mm

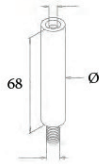


ROD ADJUSTABLE

STOCK NO.	Ø
DS 71412	12 mm
DS 71414	14 mm



STRAIGHT ROD, BENDS ALSO AVAILABLE



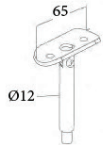
STOCK NO.	Ø
DS 714012	12 mm
DS 714014	14 mm

TWO – PIECE ROD WITH TUBE PLATE



STOCK NO.	FOR TUBE
DS 715000	FLAT
DS 7150337	33.7 mm
DS 7150424	42.4 mm
DS 7150483	48.3 mm
DS 7150508	50.8 mm

TWO – PIECE ADJUSTABLE ROD WITH TUBE PLATE



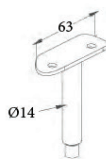
STOCK NO.	FOR TUBE
DS 71500	FLAT
DS 715337	33.7 mm
DS 715424	42.4 mm
DS 715483	48.3 mm
DS 715508	50.8 mm

INSTALLATION REFERENCE



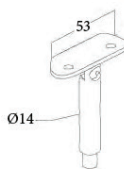
ONE-PIECE ROD WITH TUBE PLATE

STOCK NO.	FOR TUBE
DS 716000	FLAT
DS 7160337	33.7 mm
DS 7160424	42.4 mm
DS 7160483	48.3 mm
DS 7160508	50.8 mm



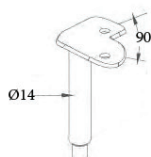
ONE-PIECE ADJUSTABLE ROD WITH TUBE PLATE

STOCK NO.	FOR TUBE
DS 71600	FLAT
DS 716337	33.7 mm
DS 716424	42.4 mm
DS 716483	48.3 mm
DS 716508	50.8 mm



ONE-PIECE 90 DEGREE ROD WITH TUBE PLATE

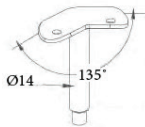
STOCK NO.	FOR TUBE
DS 716200	FLAT
DS 7162337	33.7 mm
DS 7162424	42.4 mm
DS 7162483	48.3 mm
DS 7162508	50.8 mm



INSTALLATION REFERENCE

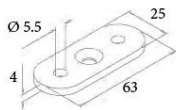


ONE - PIECE 135 DEGREE ROD WITH TUBE PLATE



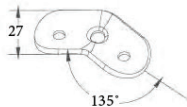
STOCK NO.	FOR TUBE
DS 716300	FLAT
DS 7163337	33.7 mm
DS 7163424	42.4 mm
DS 7163483	48.3 mm
DS 7163508	50.8 mm

TUBE PLATE




STOCK NO.	FOR TUBE
DS 717000	FLAT
DS 7170337	33.7 mm
DS 7170424	42.4 mm
DS 7170483	48.3 mm
DS 7170508	50.8 mm

135 DEGREE TUBE PLATE



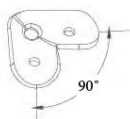
STOCK NO.	FOR TUBE
DS 717100	FLAT
DS 7171337	33.7 mm
DS 7171424	42.4 mm
DS 7171483	48.3 mm
DS 7171508	50.8 mm

INSTALLATION REFERENCE



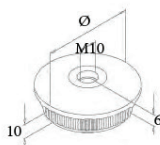
90 DEGREE TUBE PLATE

STOCK NO.	FOR TUBE
DS 717200	FLAT
DS 7172337	33.7 mm
DS 7172424	42.4 mm
DS 7172483	48.3 mm
DS 7172508	50.8 mm




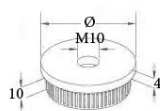
TUBE ADAPTOR, CURVED, THREADED TYPE

STOCK NO.	∅
DS 7201337	33.7 mm
DS 7201424	42.4 mm
DS 7201483	48.3 mm
DS 7201508	50.8 mm



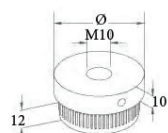
TUBE ADAPTOR, FLAT, THREADED TYPE

STOCK NO.	∅
DS 7200337	33.7 mm
DS 7200424	42.4 mm
DS 7200483	48.3 mm
DS 7200508	50.8 mm



TUBE ADAPTOR, FLAT, BOLT TYPE

STOCK NO.	∅
DS 7202424	42.4 mm

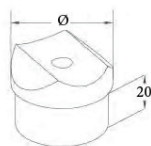


TUBE ADAPTOR



STOCK NO.	Ø
DS 7203337	33.7 mm
DS 7203424	42.4 mm
DS 7203483	48.3 mm
DS 7203508	50.8 mm

TUBE ADAPTOR



STOCK NO.	Ø
DS 724424	42.4 mm

ROUND TUBE HOLDER



STOCK NO.	Ø
DS 721424	42.4 mm

INSTALLATION REFERENCE



ADJUSTABLE SUPPORT

STOCK NO.	FOR TUBE
DS 706337	33.7 mm
DS 706424	42.4 mm
DS 706483	48.3 mm
DS 706508	50.8 mm



ADJUSTABLE SUPPORT

STOCK NO.	FOR TUBE
DS 707424	42.4 mm
DS 707508	50.8 mm



ADJUSTABLE SUPPORT

STOCK NO.	FOR TUBE
DS 7071424	42.4 mm
DS 7071508	50.8 mm



ADJUSTABLE SUPPORT

STOCK NO.	\varnothing
DS 7072424	42.4 mm
DS 7072508	50.8 mm

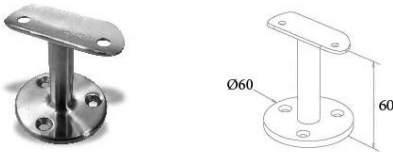


POST SUPPORT



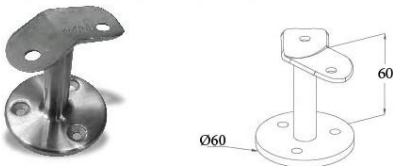
DESCRIPTION	DESCRIPTION	Ø
DS 7220508	45 degree	50.8 mm
DS 7221508	90 degree	50.8 mm

STRAIGHT SUPPORT



STOCK NO.	FOR TUBE
DS 73000	FLAT
DS 730337	33.7 mm
DS 730424	42.4 mm
DS 730483	48.3 mm
DS 730508	50.8 mm

135 DEGREE SUPPORT



STOCK NO.	FOR TUBE
DS 73100	FLAT
DS 731337	33.7 mm
DS 731424	42.4 mm
DS 731483	48.3 mm
DS 731508	50.8 mm

INSTALLATION REFERENCE



QSS- Flanges & Flange Covers
SS304/SS316/SS316L are all available

Flanges & Flange Covers

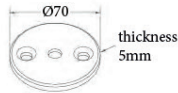


COUNTERSUNK HOLES AND CHAMFERED PERIMETER



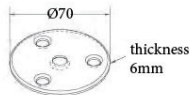
STOCK NO.	External holes	Central hole
DS 401	2*9 mm	10.5 mm

FLAT DISC



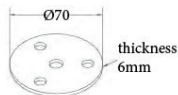
STOCK NO.	External holes	Central hole
DS 4011	2*9 mm	10.5 mm

COUNTERSUNK HOLES AND CHAMFERED PERIMETER



STOCK NO.	External holes	Central hole
DS 403	3*9 mm	10.5 mm

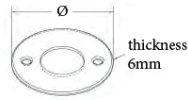
FLAT DISC



STOCK NO.	External holes	Central hole
DS 4031	3*9 mm	10.5 mm

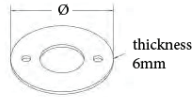
COUNTERSUNK HOLES AND CHAMFERED PERIMETER

STOCK NO.	∅	External holes	Central hole
DS 402	100mm	2*9 mm	43 mm
DS 402	120 mm	2*11 mm	43 mm



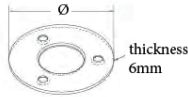
FLAT FLANGE

STOCK NO.	∅	External holes	Central hole
DS 4021	100mm	2*9 mm	43 mm
DS 4021	120 mm	2*11 mm	43 mm



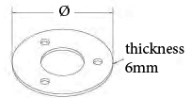
COUNTERSUNK HOLES AND CHAMFERED PERIMETER

STOCK NO.	∅	External holes	Central hole
DS 404	100mm	3*9 mm	43 mm
DS 404	120 mm	3*11 mm	43 mm

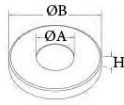


FLAT FLANGE

STOCK NO.	∅	External holes	Central hole
DS 4041	100mm	3*9 mm	43 mm
DS 4041	120 mm	3*11 mm	43 mm

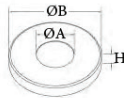


ROUND FLANGE COVER FOR ROUND TUBE



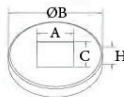
STOCK NO.	BØ	AØ	H
DS 40534	105 mm	34.5 mm	15 mm
DS 40543	105 mm	43 mm	15 mm
DS 40549	105 mm	49 mm	15 mm
DS 40551	105 mm	51.5 mm	15 mm

ROUND FLANGE COVER FOR ROUND TUBE




STOCK NO.	BØ	AØ	H
DS 40534	105 mm	34.5 mm	25 mm
DS 40543	105 mm	43 mm	25 mm
DS 40549	105 mm	49 mm	25 mm
DS 40551	105 mm	51.5 mm	25 mm

ROUND FLANGE COVER FOR SQUARE TUBE



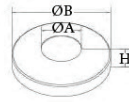
STOCK NO.	ØB	A*C	H
DS 40741	105 mm	41*41 mm	15 mm

INSTALLATION REFERENCE



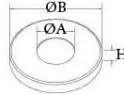
ROUND FLANGE COVER FOR ROUND TUBE

STOCK NO.	ØB	ØA	H
DS 40843	102 mm	43 mm	25 mm
DS 40851	102 mm	51.5 mm	25 mm



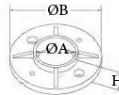
ROUND FLANGE COVER FOR ROUND BAR

STOCK NO.	ØB	ØA	H
DS 4096012	60 mm	12 mm	11 mm



TUBE FLANGE – RAW

STOCK NO.	ØB	ØA	H
DS 410424	100 mm	43 mm	16 mm



INSTALLATION REFERENCE



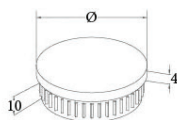
A close-up photograph of a stainless steel railing system. The railing consists of several horizontal bars of varying diameters. The top bar is the largest and has a rounded end cap. Below it is a smaller diameter bar with a flat end cap. A vertical post is visible on the right side, with a horizontal bar attached to it. The background is a blurred view of bare tree branches, suggesting an outdoor setting. The lighting is soft, highlighting the metallic texture of the railing.

End Caps

QSS- End Caps
SS304/SS316/SS316L are all available

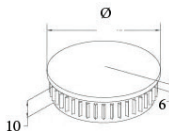
FLAT END CAP WITH KNURLING

STOCK NO.	Ø
DS302337	33.7 mm
DS 302424	42.4 mm
DS 302483	48.3 mm
DS 302508	50.8 mm



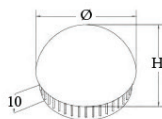
CURVED END CAP WITH KNURLING

STOCK NO.	Ø
DS303337	33.7 mm
DS 303424	42.4 mm
DS 303483	48.3 mm
DS 303508	50.8 mm



SEMISPHERICAL END CAP WITH KNURLING

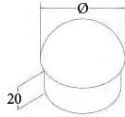
STOCK NO.	Ø	H
DS 302337	33.7 mm	17 mm
DS 302424	42.4 mm	20 mm
DS 302483	48.3 mm	20 mm



INSTALLATION REFERENCE

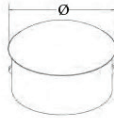


SEMISPHERICAL END CAP WITHOUT KNURLING



STOCK NO.	Ø
DS301337	33.7 mm
DS 301424	42.4 mm
DS 301483	48.3 mm
DS 301508	50.8 mm

ROUNDED PRESSURE, LOCKED




STOCK NO.	Ø
DS305337	33.7 mm
DS 305424	42.4 mm
DS 305483	48.3 mm
DS 305508	50.8 mm

OVERLAPPING END CAP



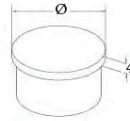
STOCK NO.	Ø
DS307337	33.7 mm
DS 307424	42.4 mm
DS 307483	48.3 mm
DS 307508	50.8 mm

INSTALLATION REFERENCE



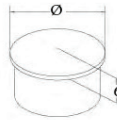
FLAT END CAP WITHOUT KNURLING

STOCK NO.	Ø
DS313337	33.7 mm
DS 313424	42.4 mm
DS 313483	48.3 mm
DS 313508	50.8 mm



CURVED END CAP WITHOUT KNURLING

STOCK NO.	Ø
DS314337	33.7 mm
DS 314424	42.4 mm
DS 314483	48.3 mm
DS 314508	50.8 mm




135 DEGREE END CAP

STOCK NO.	Ø
DS311337	33.7 mm
DS 311424	42.4 mm
DS 311483	48.3 mm
DS 311508	50.8 mm



INSTALLATION REFERENCE



90 DEGREE ROUNDED HEAD END CAP



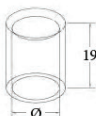
STOCK NO.	\varnothing
DS310337	33.7 mm
DS 310424	42.4 mm
DS 310483	48.3 mm
DS 310508	50.8 mm

90 DEGREE FLAT HEAD END CAP



STOCK NO.	\varnothing
DS312337	33.7 mm
DS 312424	42.4 mm
DS 312483	48.3 mm
DS 312508	50.8 mm

END CAP



STOCK NO.	\varnothing
DS31512	12 mm
DS 31514	14 mm
DS 31516	16 mm

INSTALLATION REFERENCE



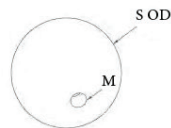
END CAP

STOCK NO.	∅
DS31612	12 mm
DS 31614	14 mm
DS 31619	19 mm



SPHERE END CAP

STOCK NO.	SPHERE OD	Thread M
DS31740	40 mm	M6
DS 31750	50 mm	M6
DS 31760	60 mm	M6



BALL CAP

STOCK NO.	∅
DS309424	42 mm



INSTALLATION REFERENCE



QSS- Bar Holders
SS304/SS316/SS316L are all available

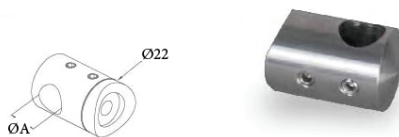
22 MM OD BAR HOLDER, LEFT BLIND

STOCK NO.	FOR TUBE	ØA
DS1001000	Flat	10.2/12.2/14.2 mm
DS 10010337	33.7 mm	10.2/12.2/14.2 mm
DS 10010424	42.4 mm	10.2/12.2/14.2 mm
DS 10010483	48.3 mm	10.2/12.2/14.2 mm
DS 10010508	50.8 mm	10.2/12.2/14.2 mm



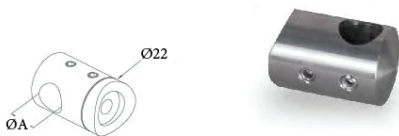
22 MM OD BAR HOLDER, RIGHT BLIND

STOCK NO.	FOR TUBE	ØA
DS1001100	Flat	10.2/12.2/14.2 mm
DS 10011337	33.7 mm	10.2/12.2/14.2 mm
DS 10011424	42.4 mm	10.2/12.2/14.2 mm
DS 10011483	48.3 mm	10.2/12.2/14.2 mm
DS 10011508	50.8 mm	10.2/12.2/14.2 mm



22 MM OD BAR HOLDER, THROUGH

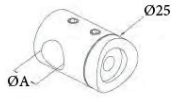
STOCK NO.	FOR TUBE	ØA
DS1001200	Flat	10.2/12.2/14.2 mm
DS 10012337	33.7 mm	10.2/12.2/14.2 mm
DS 10012424	42.4 mm	10.2/12.2/14.2 mm
DS 10012483	48.3 mm	10.2/12.2/14.2 mm
DS 10012508	50.8 mm	10.2/12.2/14.2 mm



INSTALLATION REFERENCE

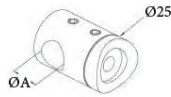


25 MM OD BAR HOLDER, BIG, LEFT BLIND



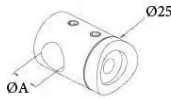
STOCK NO.	FOR TUBE	ØA
DS1002000	Flat	14.2/16.2 mm
DS 10020337	33.7 mm	14.2/16.2 mm
DS 10020424	42.4 mm	14.2/16.2 mm
DS 10020483	48.3 mm	14.2/16.2 mm
DS 10020508	50.8 mm	14.2/16.2 mm

25 MM OD BAR HOLDER, BIG, RIGHT BLIND



STOCK NO.	FOR TUBE	ØA
DS1002100	Flat	14.2/16.2 mm
DS 10021337	33.7 mm	14.2/16.2 mm
DS 10021424	42.4 mm	14.2/16.2 mm
DS 10021483	48.3 mm	14.2/16.2 mm
DS 10021508	50.8 mm	14.2/16.2 mm

25 MM OD BAR HOLDER, BIG, THROUGH



STOCK NO.	FOR TUBE	ØA
DS1002200	Flat	14.2/16.2 mm
DS 10022337	33.7 mm	14.2/16.2 mm
DS 10022424	42.4 mm	14.2/16.2 mm
DS 10022483	48.3 mm	14.2/16.2 mm
DS 10022508	50.8 mm	14.2/16.2 mm

INSTALLATION REFERENCE



22 MM OD BAR HOLDER

STOCK NO.	FOR TUBE	ØA
DS1003000	Flat	10.2/12.2/14.2 mm
DS 10030337	33.7 mm	10.2/12.2/14.2 mm
DS 10030424	42.4 mm	10.2/12.2/14.2 mm
DS 10030483	48.3 mm	10.2/12.2/14.2 mm
DS 10030508	50.8 mm	10.2/12.2/14.2 mm



25 MM OD BAR HOLDER

STOCK NO.	FOR TUBE	ØA
DS1004000	Flat	14.2/16.2 mm
DS 10040337	33.7 mm	14.2/16.2 mm
DS 10040424	42.4 mm	14.2/16.2 mm
DS 10040483	48.3 mm	14.2/16.2 mm
DS 10040508	50.8 mm	14.2/16.2 mm



BAR HOLDER

STOCK NO.	FOR TUBE	ØA
DS1005000	Flat	10.2/12.2/14.2/16.2mm
DS 10050337	33.7 mm	10.2/12.2/14.2/16.2mm
DS 10050424	42.4 mm	10.2/12.2/14.2/16.2mm
DS 10050483	48.3 mm	10.2/12.2/14.2/16.2mm
DS 10050508	50.8 mm	10.2/12.2/14.2/16.2mm



INSTALLATION REFERENCE



QSS- Anchorage Elements
SS304/SS316/SS316L are all available



COMPLETE WITH FLANGE, SPACERS AND TUBE PLATE

STOCK NO.	FOR TUBE
DS515000	Flat
DS 515337	33.7 mm
DS 515424	42.4 mm
DS 515483	48.3 mm
DS 515508	50.8 mm



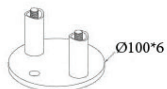
COMPLETE WITH FLANGE AND SPACERS

STOCK NO.	FOR TUBE Ø
DS516000	Flat
DS 516337	33.7 mm
DS 516424	42.4 mm
DS 516483	48.3 mm
DS 516508	50.8 mm



COMPLETE WITH 2 SCREWS, FLANGE AND SPACERS

STOCK NO.	FOR TUBE Ø
DS517000	Flat
DS 517337	33.7 mm
DS 517424	42.4 mm
DS 517483	48.3 mm
DS 517508	50.8 mm

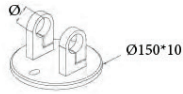


TUBE HOLDER

STOCK NO.	FOR TUBE Ø	B
DS519424	42.4 mm	50 mm

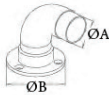


TUBE HOLDER WITH FLANGE



STOCK NO.	FOR TUBE Ø
DS518424	42.4 mm

ANCHOR FOR TUBE, 90 DEGREE, CURVED




STOCK NO.	ØA	ØB
DS 520337	33.7 mm	70 mm
DS520424	42.4 mm	84 mm
DS 520483	48.3 mm	94 mm

ANCHOR FOR TUBE, 90 DEGREE



STOCK NO.	ØA	ØB
DS 521424	42.4 mm	76 mm

INSTALLATION REFERENCE



ADJUSTABLE TUBE HOLDER

STOCK NO.	$\varnothing A$	$\varnothing B$
DS 524337	33.7 mm	70 mm
DS524424	42.4 mm	84 mm
DS 524483	48.3 mm	94 mm



ANCHOR FOR TUBE

STOCK NO.	\varnothing
DS525424	42.4 mm
DS 525508	50.8 mm



ANCHOR FOR TUBE

STOCK NO.	$\varnothing A$	$\varnothing B$
DS 526337	33.7 mm	70 mm
DS526424	42.4 mm	84 mm
DS 526483	48.3 mm	94 mm



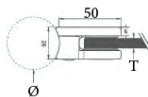
INSTALLATION REFERENCE



QSS- Glass Clamps & Holders
SS304/SS316/SS316L are all available

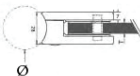
D TYPE GLASS CLAMPS 40*50

STOCK NO.	Glass thickness	For tube \varnothing
DS 8010	6-10.76 mm	Flat
DS 8010	6-10.76 mm	33.7 mm
DS 8010	6-10.76 mm	38.1 mm
DS 8010	6-10.76 mm	42.4 mm
DS 8010	6-10.76 mm	48.3 mm
DS 8010	6-10.76 mm	50.8 mm



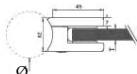
D TYPE GLASS CLAMPS 45*60

STOCK NO.	Glass thickness	For tube \varnothing
DS 8011	8-12.76 mm	Flat
DS 8011	8-12.76 mm	33.7 mm
DS 8011	8-12.76 mm	38.1 mm
DS 8011	8-12.76 mm	42.4 mm
DS 8011	8-12.76 mm	48.3 mm
DS 8011	8-12.76 mm	50.8 mm



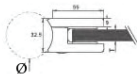
SQUARE TYPE GLASS CLAMPS 45*45

STOCK NO.	Glass thickness	For tube \varnothing
DS 8020	6-10.76 mm	Flat
DS 8020	6-10.76 mm	33.7 mm
DS 8020	6-10.76 mm	38.1 mm
DS 8020	6-10.76 mm	42.4 mm
DS 8020	6-10.76 mm	48.3 mm
DS 8020	6-10.76 mm	50.8 mm



SQUARE TYPE GLASS CLAMPS 55*55

STOCK NO.	Glass thickness	For tube \varnothing
DS 8021	8-12.76 mm	Flat
DS 8021	8-12.76 mm	33.7 mm
DS 8021	8-12.76 mm	38.1 mm
DS 8021	8-12.76 mm	42.4 mm
DS 8021	8-12.76 mm	48.3 mm
DS 8021	8-12.76 mm	50.8 mm



ONE PAIR OF GASKETS FOR GLASS CLAMPS



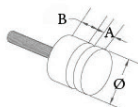
STOCK NO.	For glass clamps
DS 801000	DS 8010
DS 801100	DS 8011
DS 802000	DS 8020
DS 802100	DS 8021

ONE PIECE OF SAFETY PIN



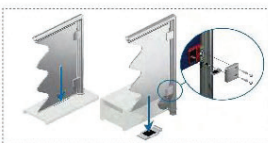
STOCK NO.	For glass clamps
DS 801000	DS 8010
DS 801100	DS 8011
DS 802000	DS 8020
DS 802100	DS 8021

STANDOFFS



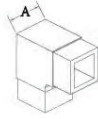
STOCK NO.	A	B	Ø	THREAD
DS 5238-50	10	30	50	M12*110
DS 5238-501	10	25	50	M12*110
DS 5238-502	10	15	50	M12*110
DS 5238-38	7	30	38	M10*110
DS 5238-15	5	25	15	M5*50
DS 5238-151	3	15	15	M5*50

INSTALATION REFERENCE



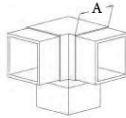
QSS- Square Tube Fittings
SS304/SS316/SS316L are all available

SQUARE TUBE CONNECTOR 90 DEGREE



STOCK NO.	A
DS 601508	50.8 mm

SQUARE TUBE CONNECTOR THREE-WAY CORNER




STOCK NO.	A
DS 602508	50.8 mm

SQUARE TUBE CONNECTOR THREE-WAY TEE



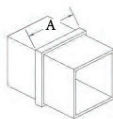
STOCK NO.	A
DS 603508	50.8 mm

INSTALLATION REFERENCE




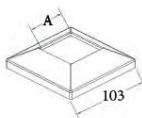
SQUARE TUBE CONNECTOR STRAIGHT

STOCK NO.	A
DS 604508	50.8 mm



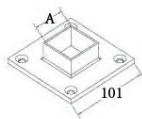
SQUARE TUBE FLANGE COVER

STOCK NO.	A
DS 605508	50.8 mm



SQUARE TUBE BASE PLATE

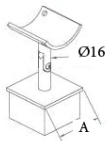
STOCK NO.	A
DS 606508	50.8 mm



INSTALLATION REFERENCE



SQUARE TUBE POST SUPPORT ADJUSTABLE



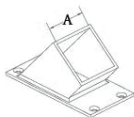

STOCK NO.	A	For Tube Ø
DS 6075083	50.8 mm	33.7 mm
DS 6075082	50.8 mm	42.4 mm
DS 6075088	50.8 mm	48.3 mm
DS 6075080	50.8 mm	50.8 mm

SQUARE TUBE POST SUPPORT



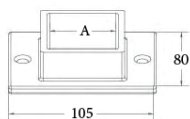
STOCK NO.	A	For Tube Ø
DS 6085083	50.8 mm	33.7 mm
DS 6085082	50.8 mm	42.4 mm
DS 6085088	50.8 mm	48.3 mm
DS 6085080	50.8 mm	50.8 mm

135 DEGREE SQUARE TUBE CONNECTOR



STOCK NO.	A
DS 609508	50.8 mm

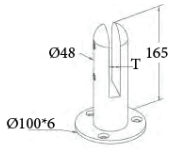
SQUARE BASE PLATE



STOCK NO.	A
DS 610508	50.8 mm

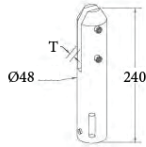
QSS- Spigots
SS304/SS316/SS316L are all available

ROUND DECK-MOUNT SPIGOTS



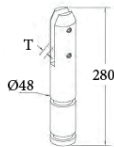
STOCK NO.	T	For Glass Thickness
DS 901	16 mm	10-12.76 mm

ROUND CORE-DRILL SPIGOTS



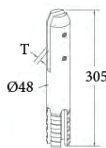
STOCK NO.	T	For Glass Thickness
DS 902	16 mm	10-12.76 mm

ROUND CORE-DRILL SPIGOTS



STOCK NO.	T	For Glass Thickness
DS 903	16 mm	10-12.76 mm

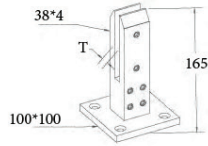
ROUND CORE-HOLE SPIGOTS



STOCK NO.	T	For Glass Thickness
DS 904	16 mm	10-12.76 mm

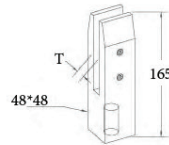
SQUARE DECK-MOUNT SPIGOTS

STOCK NO.	T	For Glass Thickness
DS 905	16 mm	10-12.76 mm



SQUARE CORE-DRILL SPIGOTS

STOCK NO.	T	For Glass Thickness
DS 906	16 mm	10-12.76 mm



SCREW FOR CORE DRILLED SPIGOTS

STOCK NO.	T	For Glass Thickness
DS 907	16 mm	10-12.76 mm



The max area of the safety glass can be used

Type of glass	Glass thickness (mm)			Max area can be used (m ²)
Tempered Glass	4			2.0
	5			3.0
	6			4.0
	8			6.0
	10			8.0
	12			9.0
Laminated Glass	5.38	5.76	6.25	2.0
	6.38	6.76	7.52	3.0
	8.38	8.76	9.52	5.0
	10.38	10.76	11.52	7.0
	10.38	12.76	16.52	8.0

Glass used for balustrade:

Over 5mm tempered glass or 6.38mm laminated glass should be used when the glass has no horizontal load.

Over 12 mm tempered glass or laminated glass should be used when the glass has horizontal load, when the glass is above 5m in the buildings.

TS.s Grade Comparison Table

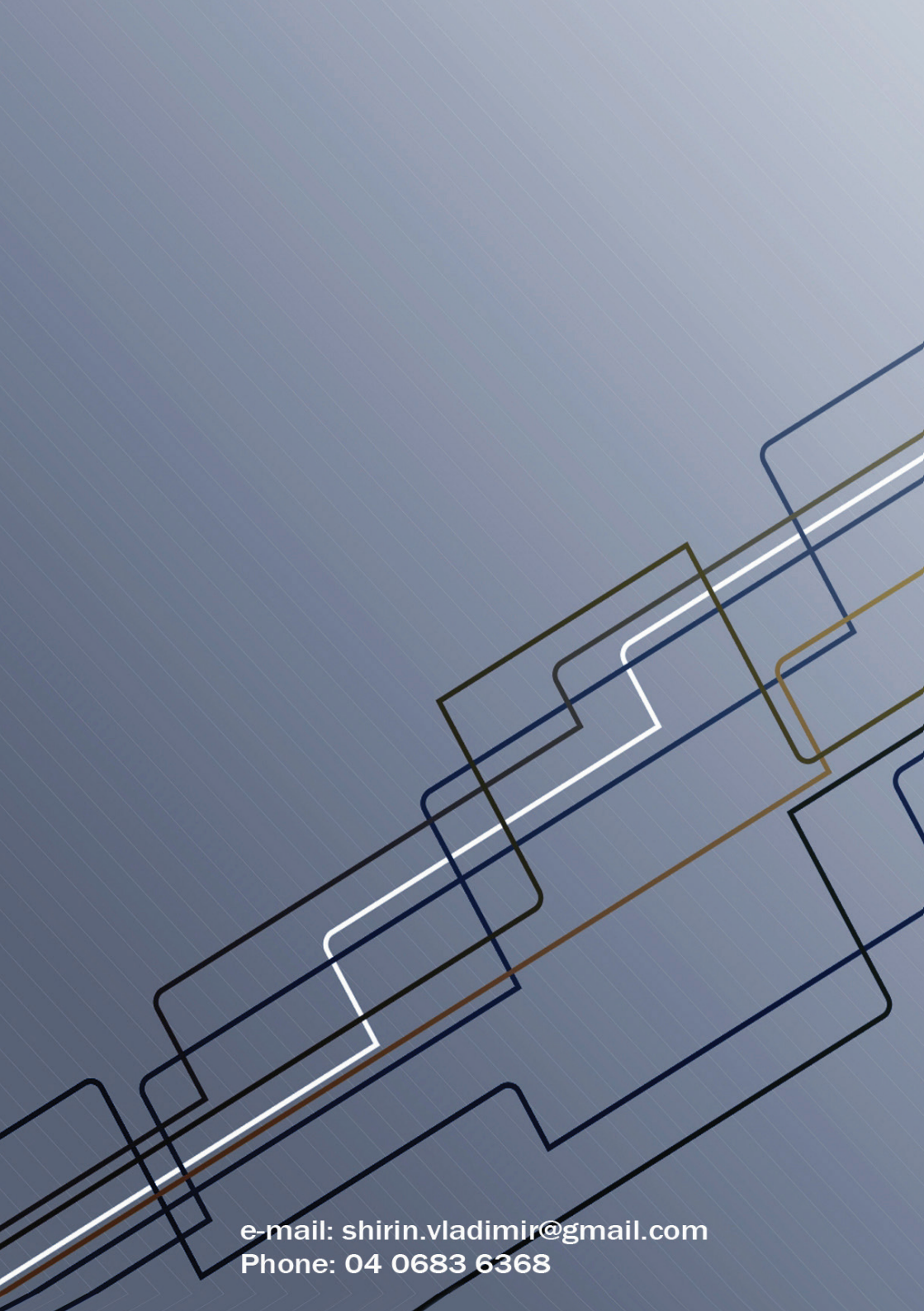
Number	China GB3280	Japan JIS	America		International Standard ISO683/13ISO683/16
			AISI	ASTM	
1	1Cr17Mn6Ni5N	SUS201	201	S20100	A-2
2	1Cr18Mn8Ni5N	SUS202	202	S20200	A-3
3	1Cr17Ni7	SUSU301	301	S30100	14
4	1Cr18Ni9	SUSU302	302	S30200	12
5	1Cr18Ni9Si3	SUS302B	302B	S30215	-
6	0Cr18Ni9	SUS304	304	S30400	-
7	0Cr19Ni9N	SUS304N1	304N	S30451	11
8	00Cr19Ni10	SUS304L	304L	S30430	10
9	0Cr19Ni10NbN	SUS304N2	Xm21	S30452	-
10	00Cr18Ni10N	SUS304LN	304LN	S30453	-
11	1Cr18Ni12	SUS305	305	S30500	13
12	0Cr23Ni13	SUS309S	309S	S30908	-
13	0Cr25Ni20	SUS310S	310S	S31008	-
14	0Cr17Ni12Mo2	SUS316	316	S31600	20,20a
15	00Cr17Ni14Mo2	SUS316L	316L	S31603	19,19a
16	0Cr17Ni12Mo2N	SUS316N	316N	S30651	-
17	0Cr18Ni10Ti	SUS321	321	S32100	15
18	0Cr18Ni9Ti	SUS321	321	S32100	-
19	1Cr17	SUS430	430	S4300	8

S.s grade comparison table

China GB/T2100-1981	Japan JISG5121- 1991	America ASTM351- 1986	International Standard ISO/TC17/SC11WG 9	Germany DIN17445-1984	England BS3100- 1984	France NFA-056-1984
ZG00Cr18Ni10	SCS19	CF-20(320)	-	G-X2CrNi189	304C12	Z2CN18.10M
ZG0Cr18Ni9	SCS13	CF-20(320)	Cr18Ni10	G-X6CrNi189	304C15	Z6CN18.10M
ZG1Cr18Ni9	SCS2	CF-8(304)	-	G-X10CrNi188	304C25	Z10CN18.10M
ZG0Cr18Ni9Ti	SCS21	CF-8(304)	-	G-X7CrNiNb189	347C17	Z6CNNb18.10M
ZG1Cr18Ni9Ti	-	CF-8(304L)	-	-	-	-
ZG1Cr18Ni9Ti	SCS22	CF-8M(316)	Cr18Ni18Mp2Nb	G-X10CrNiMoNb1810	318C17	Z6CNDNb18.12M

Chemical Composition of Stainless Steel

Standard	Code	Chemical Composition(mass number)%								
		C	Si	Mn	Cr	Ni	Mo	P	S	N
GB3280-1992 GB4237-1992 GB4239-1991	1Cr18Mn8Ni5n	≤0.15	≤1.00	7.50-10.50	17.00-19.00	4.00-6.00	-	≤0.060	≤0.30	≤0.25
	1Cr18Ni9	≤0.15	≤1.00	≤2.00	17.00-19.00	8.00-10.00	-	≤0.035	≤0.30	-
	0Cr18Ni9	≤0.07	≤1.00	≤2.00	17.00-19.00	8.00-10.00	-	≤0.035	≤0.30	-
	00Cr19Ni10	≤0.030	≤1.00	≤2.00	18.00-20.00	8.00-10.00	-	≤0.035	≤0.30	-
	0Cr17Ni12Mo2n	≤0.080	≤1.00	≤2.00	16.00-18.00	10.00-14.00	2.00-3.00	≤0.035	≤0.30	0.10-0.22
	00Cr17Ni14Mo2n	≤0.030	≤1.00	≤2.00	16.50-18.50	10.00-14.00	2.00-3.00	≤0.035	≤0.30	0.10-0.22
JISG4304 JISG4305	1Cr17	≤0.12	≤0.75	≤1.00	16.00-18.00	-	-	≤0.035	≤0.30	-
	SUS202	≤0.15	≤1.00	7.50-10.00	17.00-19.00	4.00-6.00	-	≤0.060	≤0.30	≤0.25
	SUS302	≤0.15	≤1.00	≤2.00	17.00-19.00	8.00-10.00	-	≤0.045	≤0.30	
	SUS304	≤0.08	≤1.00	≤2.00	18.00-20.00	8.00-10.00	-	≤0.045	≤0.30	
	SUS304L	≤0.030	≤1.00	≤2.00	18.00-20.00	9.00-10.00	-	≤0.045	≤0.30	
	SUS316	≤0.08	≤1.00	≤2.00	16.00-18.00	10.00-14.00	2.00-3.00	≤0.045	≤0.30	
	SUS316L	≤0.030	≤1.00	≤2.00	16.00-18.00	12.00-15.00	2.00-3.00	≤0.045	≤0.30	
ASTMA480/ A480M-1999a	SUS340	≤0.12	≤0.75	≤1.00	16.00-18.00	-	-	≤0.040	≤0.30	
	202	≤0.15	≤0.75	7.50-10.00	17.00-19.0	4.00-5.0	-	≤0.060	≤0.30	≤0.25
	302	≤0.15	≤0.75	≤2.00	17.00-19.0	8.00-10.0	-	≤0.045	≤0.30	
	304	≤0.08	≤0.75	≤2.00	18.00-20.0	8.0-10.5	-	≤0.045	≤0.30	
	304L	≤0.030	≤0.75	≤2.00	18.00-20.0	8.0-12.0	-	≤0.045	≤0.30	
	316	≤0.08	≤0.75	≤2.00	16.00-18.0	10.0-14.0	2.00-3.00	≤0.045	≤0.30	
	316L	≤0.030	≤0.75	≤2.00	16.00-18.0	10.0-14.0	2.00-3.00	≤0.045	≤0.30	
430	≤0.12	≤1.00	≤1.00	16.00-18.0	-	-	≤0.040			



e-mail: shirin.vladimir@gmail.com
Phone: 04 0683 6368